

18,956

Brittni Turner
Hunt County Treasurer

FY 24: Monthly Report, June 2024

FILED FOR RECORD
at 12:30 o'clock 9 M

AUG 13 2024


BECKY LANDRUM
County Clerk, Hunt County, Tex.
By 

The Treasurers' Monthly Report includes money received and disbursed as well as funds invested and debt due by Hunt County. The Treasurer's Books and the Auditor's General Ledger agree. The Bank Statements have been reconciled and approved by the County Auditor.


This affidavit must state the amount of cash and other assets that are in the custody of the county treasurer at the time of the examination. (LGC 114.026) **Month End Balance: \$71,278,054.65**

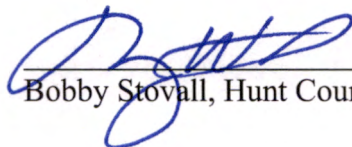
Therefore, Brittni Turner, County Treasurer of Hunt County, Texas, who being fully sworn, upon oath says that the within and foregoing report is true and correct to the best of her knowledge.


This report will be filed with accompanying reports this 13th day of August, 2024.


Brittni Turner, Hunt County Treasurer


Commissioners' Court having compared and examined the Treasurer's Report as presented and subject to independent auditor's review, certify the report to be correct and therefore request it be filed with the official minutes of this meeting. LGC 114.026(c)



Mark Hutchins, Comm., Pct #1


Bobby Stovall, Hunt County Judge


Phillip Martin, Comm., Pct #3




David Monroe, Comm., Pct #2


Steven Harrison, Comm., Pct #4

**Hunt County Treasurer
Monthly Report
June 2024**

Hunt County Funds	Beginning Balance	Money Received	Money Disbursed	Transfer In/Out Investment	Month End Balance
10-GENERAL	3,736,196.55	2,556,339.73	-3,937,351.66	2,000,000.00	4,355,184.62
10-Texas CLASS G.O.	12,321,869.57	52,855.71	0.00	-2,000,000.00	10,374,725.28
10-TexPool Investment	1,200,705.41	5,242.35	0.00	0.00	1,205,947.76
10-TexStar Investment	3,139,041.05	13,702.53	0.00	0.00	3,152,743.58
10-Inwood Nat'l Bank CD # 8263	648,122.42	2,744.78	0.00	0.00	650,867.20
10-Inwood Nat'l Bank CD # 6260	587,321.63	2,855.72	0.00	0.00	590,177.35
10-Logic G.O.	5,398,551.20	23,999.89	0.00	0.00	5,422,551.09
10-General Fund Totals:	27,031,807.83	2,657,740.71	-3,937,351.66	0.00	25,752,196.88
15-Exchange Bldg	1,402,398.84	54,038.87	-60,906.31	0.00	1,395,531.40
20-Law Library	91,060.08	9,557.32	-5,287.23	0.00	95,330.17
21-R&B #1	161,027.02	58,206.59	-128,383.82	80,000.00	170,849.79
21-R&B #1, Texas CLASS	1,694,533.93	7,554.53	0.00	0.00	1,702,088.46
21-R&B #1, TexPool Invest.	55,986.12	244.44	0.00	0.00	56,230.56
21-R&B #1, Logic	757,600.50	3,285.10	0.00	-80,000.00	680,885.60
21-R&B #1 Fund Totals:	2,669,147.57	69,290.66	-128,383.82	0.00	2,610,054.44
22-R&B #2	109,927.61	66,344.66	-230,930.73	220,000.00	165,341.54
22-R&B #2, Texas CLASS	1,075,583.88	4,795.18	0.00	0.00	1,080,379.06
22-R&B #2, TexPool Invest.	55,978.44	244.40	0.00	0.00	56,222.84
22-R&B #2, Logic	763,517.01	3,165.91	0.00	-220,000.00	546,682.92
22-R&B #2 Fund Totals:	2,005,006.94	74,550.15	-230,930.73	0.00	1,848,626.36
23-R&B #3	159,605.77	57,843.59	-184,082.40	135,000.00	168,366.96
23-R&B #3, Texas CLASS	1,521,914.29	6,785.00	0.00	0.00	1,528,699.29
23-R&B #3, TexPool Invest	101,322.05	442.40	0.00	0.00	101,764.45
23-R&B #3, Logic	472,769.40	1,961.60	0.00	-135,000.00	339,731.00
23-R&B #3 Fund Totals:	2,255,611.51	67,032.59	-184,082.40	0.00	2,138,654.70
24-R&B #4	136,293.74	183,023.43	-193,639.45	125,000.00	250,677.72
24-R&B #4, Texas CLASS	638,991.83	2,848.73	0.00	0.00	641,840.56
24-R&B #4, TexPool Invest	57,744.56	252.12	0.00	0.00	57,996.68
24-R&B #4, Logic	605,087.36	2,560.23	0.00	-125,000.00	482,647.59
24-R&B #4 Fund Totals:	1,438,117.49	188,684.51	-193,639.45	0.00	1,432,162.55
25-Health Private	-16,819.56	7,069.00	-6,108.01	0.00	-15,858.57
26-State Health Services	-23,253.30	25,390.60	-34,014.66	0.00	-31,877.36
27-Hunt County Grants	-44,318.82	7,297.43	-91,983.26	0.00	-129,004.65
27-SB22 Sheriff, Texas CLASS	504,317.74	2,248.34	0.00	0.00	506,566.08
27-SB22 CA, Texas CLASS	277,374.80	1,236.60	0.00	0.00	278,611.40
27-SB22 DA, Texas CLASS	277,374.80	1,236.60	0.00	0.00	278,611.40
27-Hunt County Grants Totals:	1,014,748.52	12,018.97	-91,983.26	0.00	934,784.23
41-American Rescue Plan Funds	0.00	0.00	-79,000.00	79,000.00	0.00
41-ARPA Funds - Texas CLASS	10,552,264.54	46,962.02	0.00	-79,000.00	10,520,226.56
41-ARPA Funds - Totals:	10,552,264.54	46,962.02	-79,000.00	0.00	10,520,226.56
44-Road Bonds	0.00	0.00	0.00	0.00	0.00
44-Road Bonds, Logic	3,580,207.64	15,916.20	0.00	0.00	3,596,123.84
44-Road Bond Totals:	3,580,207.64	15,916.20	0.00	0.00	3,596,123.84
45-Capital Improvement	0.00	11,400.00	-131,843.19	120,114.54	-328.65
45-Capital Improvement Logic	13,264,346.36	58,843.41	0.00	-120,114.54	13,203,075.23
45-Capital Improvement TxPool	3,640,615.66	15,895.04	0.00	0.00	3,656,510.70
45-Capital Improvement Totals:	16,904,962.02	86,138.45	-131,843.19	0.00	16,859,257.28
61-Right of Way Fund	13,165.62	0.00	0.00	0.00	13,165.62
61-Right of Way Fund TxPool	10,448.88	45.60	0.00	0.00	10,494.48
61-Right of Way Fund Totals	23,614.50	45.60	0.00	0.00	23,660.10

**Hunt County Treasurer
Monthly Report
June 2024**

Hunt County Funds	Beginning Balance	Money Received	Money Disbursed	Transfer In/Out Investment	Month End Balance
66-Self-Insured Insurance Fund	-702,622.52	795,519.06	-717,644.69	0.00	-624,748.15
66-Self-Insured Ins. - Texas Class	109,213.50	486.92	0.00	0.00	109,700.42
66-Self Insurance Fund Totals:	-593,409.02	796,005.98	-717,644.69	0.00	-515,047.73
68-JP, DDC Fee Fund	77,254.80	325.31	-1,502.32	0.00	76,077.79
70-Voter Admin 19	0.00	0.00	0.00	0.00	0.00
71-DC Records Management	6,967.37	0.22	0.00	0.00	6,967.59
72-HAVA/CARES Grant	0.00	0.00	0.00	0.00	0.00
74-Elections Special	122,081.13	0.00	0.00	0.00	122,081.13
75-CA-DWI	20,859.19	383.27	0.00	0.00	21,242.46
77-PreTrial Intervention	182,113.92	2,208.00	-17,685.66	0.00	166,636.26
81-CC RMPF	4,394.32	21,330.00	-5,399.73	-14,335.27	5,989.32
81-CC RMPF - Texas Class	1,557,247.91	6,957.42	0.00	14,335.27	1,578,540.60
81-CC RMPF Totals	1,561,642.23	28,287.42	-5,399.73	0.00	1,584,529.92
82-Courthouse Security	269,087.60	4,290.33	-1,374.05	0.00	272,003.88
83-Justice Court Sec.	63,540.84	270.06	-135.17	0.00	63,675.73
84-District Clerk Archive	72,351.46	14.48	0.00	0.00	72,365.94
85-Co & District Court Techn	20,514.75	84.21	0.00	0.00	20,598.96
86-County Record Preservation	227,210.77	5,602.09	0.00	0.00	232,812.86
87-Justice Court Technology	31,961.11	890.58	-892.19	0.00	31,959.50
88-County Clerk Archive	651,161.11	20,470.00	0.00	0.00	671,631.11
89-County Record Mgt Preserve	145,425.83	541.11	0.00	0.00	145,966.94
91-TCOLE	65,705.41	0.00	-1,264.91	0.00	64,440.50
95-Juv Prob. Local Funds	607,433.35	948.96	-53,822.02	0.00	554,560.29
96-Juv Prob Grant Funds	186,622.08	68,380.64	-62,711.41	0.00	192,291.31
<hr/>					
50-Debt Service (I&S)	171,381.35	7,708.30	-11,894.93	0.00	167,194.72
50-Debt Service TexPool Inv	165,563.12	722.82	0.00	0.00	166,285.94
50-Debt Service Fund Totals:	336,944.47	8,431.12	-11,894.93	0.00	333,480.66
<hr/>					
Total of Funds:	43,504,210.23	3,322,184.02	-5,161,213.11	0.00	71,278,054.65

**Hunt County Treasurer
Monthly Report
June 2024**

HUNT COUNTY DEBT

	Mo. Beginning	Payment	Balance Due
Reserve St Comptroller I	\$675,995.95	-\$1,888.23	\$674,107.72
Reserve St Comptroller II	\$0.00	\$0.00	\$0.00
Reserve St Comptroller III	\$131,156.35	-\$2,960.00	\$128,196.35
Reserve St Comptroller IV	\$279,322.07	-\$2,367.00	\$276,955.07
2017 Road Bonds Payable	\$4,870,000.00	\$0.00	\$4,870,000.00
2021 Road Bonds Payable	\$4,795,000.00	\$0.00	\$4,795,000.00
Bond Premium Payable	-\$57,943.50	\$0.00	-\$57,943.50
2017 Road Bond Premium	\$289,750.00	\$0.00	\$289,750.00
2021 Road Bond Premium	\$330,337.50	\$0.00	\$330,337.50
Liability Comp Absence	\$605,957.00	\$0.00	\$605,957.00
Tillman Tower Lease	\$213,666.92	-\$900.00	\$212,766.92
SBA Tower Celeste	\$718,341.75	\$0.00	\$718,341.75
SBC Tower Commerce	\$718,341.75	\$0.00	\$718,341.75
Konica Copier Lease	\$246,687.06	-\$4,026.24	\$242,660.82
OPEB Pension Liability	\$12,655,364.00	\$0.00	\$12,655,364.00
GASB 68 Pension Liability	\$6,514,278.00	\$0.00	\$6,514,278.00
Def. Resource Inflow Pensn	\$2,883,459.00	\$0.00	\$2,883,459.00
Def. Inflow Resources-OPEB	\$1,714,843.00	\$0.00	\$1,714,843.00
Totals:	\$37,584,556.85	-\$12,141.47	\$37,572,415.38

Invested Funds June 2024

GENERAL Fund	Rate	Month Balance	
Logic	5.4105%	5,422,551.09	25.34%
Texpool	5.3249%	1,205,947.76	5.64%
Texstar	5.3126%	3,152,743.58	14.73%
Texas CLASS	5.4278%	10,374,725.28	48.49%
Inwood Ntl CD 8263 - Maturity Date 10/10/24	5.0000%	650,867.20	3.04%
Inwood Ntl CD 6260 - Maturity Date 06/13/24	5.0000%	590,177.35	2.76%
TOTAL:		21,397,012.26	100.00%

Road & Bridge 1	Rate	Month Balance	
Logic	5.4105%	680,885.60	27.91%
Texpool	5.3249%	56,230.56	2.31%
Texas CLASS	5.4278%	1,702,088.46	69.78%
TOTAL:		2,439,204.62	100.00%

Road & Bridge 2	Rate	Month Balance	
Logic	5.4105%	546,682.92	32.48%
Texpool	5.3249%	56,222.84	3.34%
Texas CLASS	5.4278%	1,080,379.06	64.18%
TOTAL:		1,683,284.82	100.00%

Road & Bridge 3	Rate	Month Balance	
Logic	5.4105%	339,731.00	17.24%
Texpool	5.3249%	101,764.45	5.17%
Texas CLASS	5.4278%	1,528,699.29	77.59%
TOTAL:		1,970,194.74	100.00%

Road & Bridge 4	Rate	Month Balance	
Logic	5.4105%	482,647.59	40.82%
Texpool	5.3249%	57,996.68	4.90%
Texas CLASS	5.4278%	641,840.56	54.28%
TOTAL:		1,182,484.83	100.00%

Hunt County Grants - SB22	Rate	Month Balance	
Sheriff - Texas CLASS	5.4278%	506,566.08	47.62%
CA - Texas CLASS	5.4278%	278,611.40	26.19%
DA - Texas CLASS	5.4278%	278,611.40	26.19%
TOTAL:		1,063,788.88	100.00%

Capital Improvement	Rate	Month Balance	
Logic	5.4105%	13,203,075.23	78.31%
Texpool	5.3249%	3,656,510.70	21.69%
TOTAL:		16,859,585.93	100.00%

Invested Funds

June 2024

ARPA Funds	Rate	Month Balance	
Texas CLASS	5.4278%	10,520,226.56	100.00%
TOTAL:		10,520,226.56	100.00%

Self-Insurance Fund	Rate	Month Balance	
Texas CLASS	5.4278%	109,700.42	100.00%
TOTAL:		109,700.42	100.00%

Co. Clerk Records Mgmt & Preservation	Rate	Month Balance	
Texas CLASS	5.4278%	1,578,540.60	100.00%
TOTAL:		1,578,540.60	100.00%

(Also at 100% each as stated below)

Logic: Road Bonds	3,596,123.84
TexPool: Right of Way	10,494.48
TexPool: Debt Service I&S	166,285.94

Total Investments: **\$62,576,927.92**